


Maximised Control  
Minimally Invasive



**NEW! 27G Ultra Short Vitrectomy Kit**  
Optimised for challenges of smaller eyes.

## 27G Ultra Short Disposable One-Step cannula system

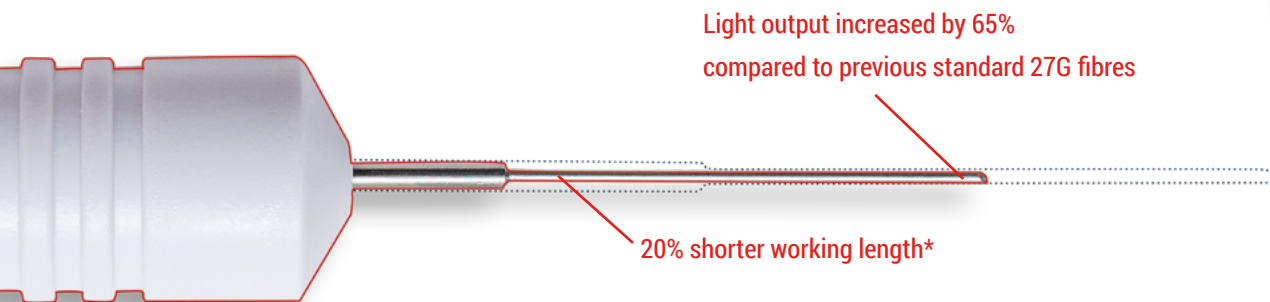


# 27G Ultra Short Vitrectomy Kit


(ref. 8310.27KS)

Optimised for challenges of smaller eyes.

## 27G Ultra Short Shielded TotalView Endoillumination Probe, including scleral depressor



## 27G Ultra Short Disposable 8000 CPM TDC cutter



**Fanny Nerinckx, MD, Head of Vitreoretinal Surgery Unit, Ghent University Hospital, Belgium.**

"Shorter trocars and vitrectome reduce risk of damage to retina when it is displaced to the anterior pole. The sandblasted upper shaft of the trocar cannula aids retention in the sclera particularly when rotating the eye. The blade design ensures smooth insertion even in cases with high scleral elasticity. Finally, the enhanced rigidity of the 27G vitrectome helps with grasping and removing fibrovascular tissue. Overall I would recommend the use of the 27G Ultra Short Vitrectomy Kit for the VR cases in smaller eyes with restricted working space".

\* compared to standard 27G instruments  
\*\* designed to improve retention